

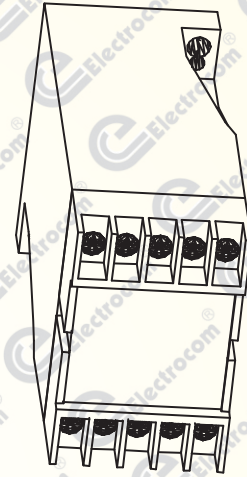
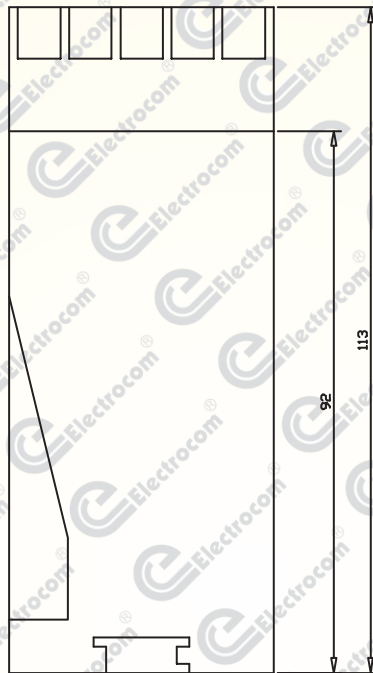
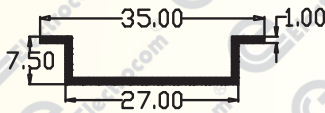
EC - 7045 10 - TERMINALS

PCB / ASSEMBLY DRAWING

All Dims. are in mm.

SPECIFICATION :

Moulded Materials :
Housing and Terminal Cover : A.B.S.
Mounting Clip : Delrin
Mountings :
Din Rail & Wall Mounting
Terminals :
Brass Tin Plated
Elec. Parameters :
Voltage Breakdown > 2500 V AC
Current : 15 Amps.
Insulations : > 100 meg. Ohms.
Operating Temp. :
60° C (MAX)

DIN RAIL SIZE :
 35x7.5 mm
 (35MM EN.50022)

WALL MOUNTING DIM.
